

Mission Possible - English wks 12-13

Pete and Polly were completely ordinary, totally normal and utterly boring twins - or so everyone thought. They wore ordinary clothes, took part in normal, everyday activities and were, in fact, boring - or so everyone thought.

You see, Pete and Polly Powers had a secret. It wasn't an ordinary, normal or boring secret and it was a secret that lived just between them (and you, in a moment, if you keep on reading!) Not even their teachers, parents or Scout Leader knew about their secret. No one ... until now. Now, this secret can only be entrusted to the most daring, brave and adventurous of children - do you think you can be trusted? Okay then ... well ... here we go ... Pete and Polly are spies!

It all began last summer when they saw an article in the local newspaper advertising for two undercover agents to help fight global crime. Pete and Polly wasted no time in applying and, after a rigorous induction process, they were accepted into the governments' secret Spy

Programme. Their assignments have involved the most daring of adventures like rescuing the Prime Minister from a sudden volcanic eruption and preventing the kidnap of the Queen's corgis from Buckingham Palace! Pete and Polly were very good at their job and very good at keeping their identity a secret.

One spring morning, while having breakfast, Pete's watch lit up - it was a message from the Government's top chief of security, Cyril Secret, and it read:

Background: Last week the notorious thieves Dodgy Roger and Raucus Reggie stole the Yata no Kagami - a mirror which belongs to the three sacred treasures of Japan.

Your Mission: To retrieve the Yata no Kagami - and return it to the Japanese embassy in London.

When: Tonight

Where: You will find it and the thieves in the abandoned riverboat docked on the Thames.

Pete and Polly looked at each other and, in unison, smirked: "No problem." Pete, quickly switched his phone off and threw it into his school bag.

The day soon passed and, at precisely midnight, the sharp shrill of an alarm woke the twins. Instantly, they jumped out of bed, grabbed their spy bags and flew down the stairs, closing the front door quietly behind them so as to not wake anyone else.


Ten minutes later, they found themselves on the edge of the Thames staring at the abandoned riverboat. Outside the cold wind howled and bit at their ears, street lights flickered and an uncomfortable mist slithered across the dangerously deep water.

Inside the boat, Pete and Polly saw the silhouette of two large men sitting hunched across a table from one another with the only light coming from an old oil lantern. They seemed to be arguing. With hearts pounding and hands trembling, Pete and Polly snuck into the boat and hid behind the broken door.

On the table, they could see the Emperor's mirror.

"What now?" asked Pete in trepidation.

"You distract 'em and I will grab the mirror," replied Polly confidently.



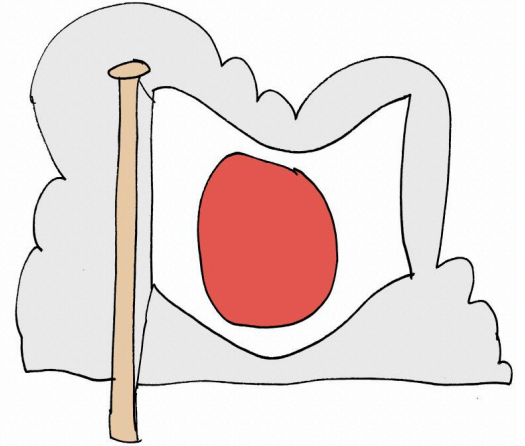
They both nodded. They knew what they had to do.

Without hesitation, Pete dropped a small green capsule which filled the boat with a fine green mist. At the same time, Polly ran towards the table where the men sat, grabbed the mirror, flung it into her rucksack and then they both sprinted back up onto the deck.

Suddenly, coming from the cabin, they heard the unmistakable sound of fast-paced, heavy footsteps and loud angry voices.

"Quick!" Shouted Polly and, on that command, they fled. They didn't look back. They didn't stumble. They were trained for moments like this. Fast, focused and determined they continued sprinting until eventually the angry footsteps and loud shouting faded.

On the way to school the next morning, Polly and Pete made a small detour to a beautiful Victorian building in Piccadilly, Mayfair, that had a large Japanese flag blowing gentle in the breeze. On the doorstep they carefully placed an object concealed in brown cloth and gave each other a high five and knowing wink. "Mission possible!" Polly chuckled.



Just then, Pete stopped suddenly. Slowly, he looked down at his wrist to see his watch flashing once more. It was another message from Cyril Secret ...

Let's chat about the story - write your answers in your book.

1. *In a nutshell, what was this story about? As a challenge, can you tell me what the story was about but only use 20 words!*
2. What did you like about the story?
3. Was there anything you didn't like or understand?
4. Does this story remind you of any other books or films that you have read or seen?
5. Do you have any questions about the story?

True-or-False Quiz!

Welcome to my quiz! I love quizzes and I need you to mark mine for me. Am I right or wrong? Be ready to explain how you know if I have got the answer right or wrong! You may find it useful to circle and draw on the story where you find the answer. If you get really stuck, the answers are at the back of this booklet.

Question	My answer	Is my answer right?	How do you know?
Pete and Polly are brother and sister.	True		
Pete and Polly's Scout Leader knew their secret – that they were spies.	True		
One of the twin's missions was to rescue the Prime Minister from an earthquake.	False		
The Yata no Kagami is one of the Five Sacred Treasures of Japan.	False		
The story is set in London.	True		
The Yata no Kagamu is a mirror.	True		
They set off on their adventure to retrieve the mirror at midnight.	False		
The mirror was hidden underground.	False		
The green capsule created a green mist when it was dropped.	True		
The last day of the story is a Saturday.	False		

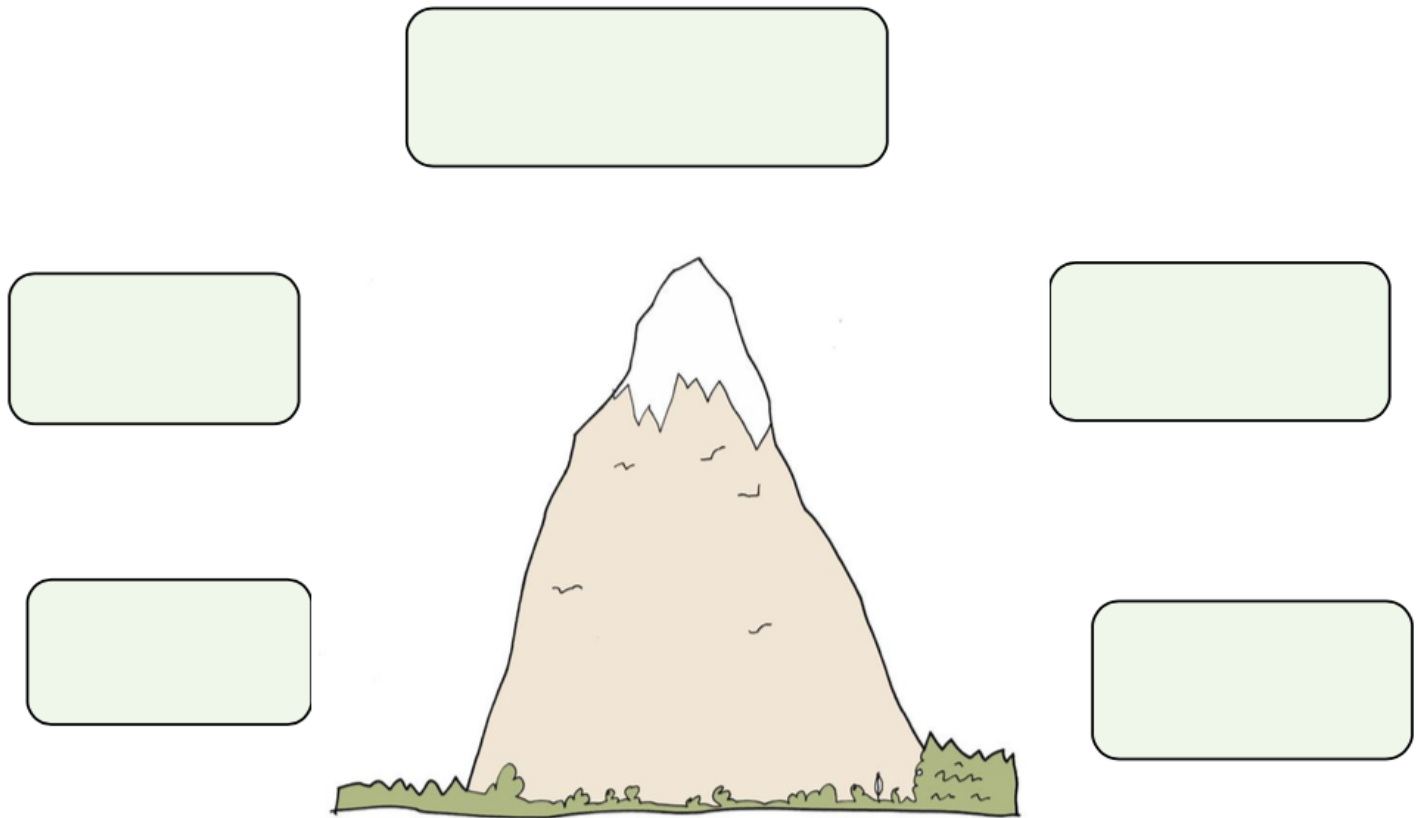
Your turn to be Quiz Master!

Could you write a quiz for someone based on this story or another one that you have read? Make sure you know the answers though.

Tuesday:

What happened when?

Use the story mountain to help you put the events in the right order:



The twins venture out into the night and find the riverboat with the mirror.

Pete and Polly are given a mission to rescue the Yata no Kagami.

Pete and Polly drop an item wrapped in brown cloth to the Japanese Embassy the next day.

Pete and Polly run away from the thieves and escape.

They snatch the mirror from the thieves by distracting them but they are then chased.

Wonderful Words

Often in stories there are some words which we do not know the meaning of. Can you match these words to their correct definition? Psst ... the answers are at the back of this booklet but try not to look unless you get stuck.

ordinary	a feeling of fear, worry or anxiety
entrusted	nothing really special about it - quite normal
sacred	the building where an ambassador of a country lives or works
Japan	a boat designed to be used on rivers
embassy	the river that flows through London
River Thames	a sort of smile that says you are pleased with yourself, or smug, or being silly
oil lantern	a country in East Asia
smirked	a container holding oil that can be used as a light
trepidation	being given something to take care of and really look after
riverboat	hidden
concealed	describing something connected to God or religion

Are there any other words you are not sure of? Record them here and ask an adult if you can or use the internet or look in a dictionary if you have one.

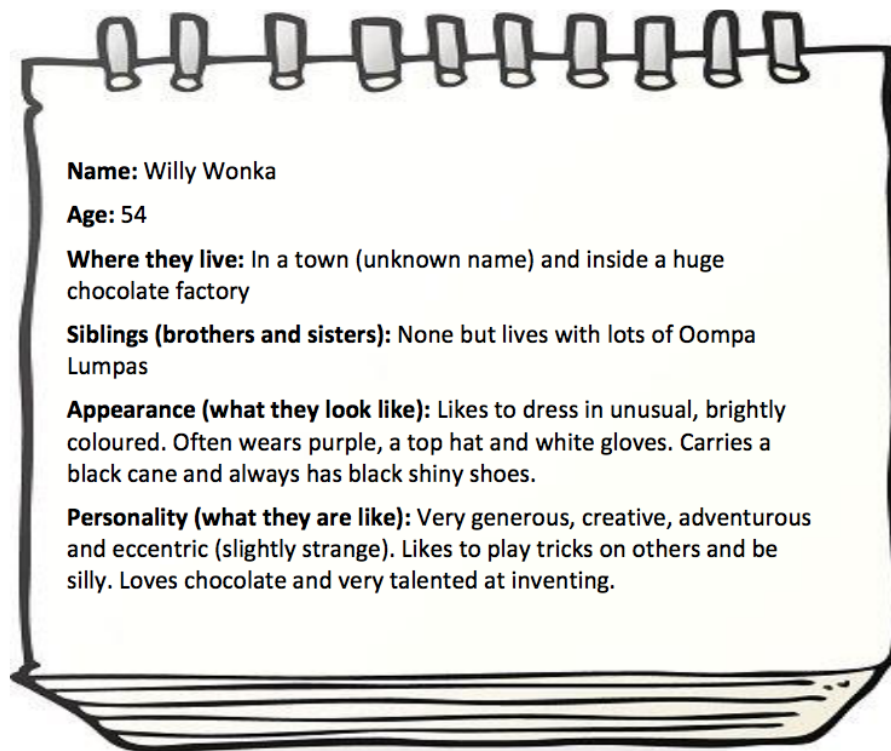
Wednesday:

Characters in Stories

Who is your favourite story character? What makes them your favourite character? Draw a picture of them and write a paragraph to answer the questions above.

There are lots that we do not know about our characters in the story Mission Possible. Can you complete the character profiles below? Make up any information that you do not know.

I have done an example for you.



Name: Willy Wonka
Age: 54
Where they live: In a town (unknown name) and inside a huge chocolate factory
Siblings (brothers and sisters): None but lives with lots of Oompa Lumpas
Appearance (what they look like): Likes to dress in unusual, brightly coloured. Often wears purple, a top hat and white gloves. Carries a black cane and always has black shiny shoes.
Personality (what they are like): Very generous, creative, adventurous and eccentric (slightly strange). Likes to play tricks on others and be silly. Loves chocolate and very talented at inventing.



Name: Polly Powers

Age:

Where they live:

Siblings (brothers and sisters):

Appearance (what they look like):

Personality (what they are like):



Name: Pete Powers

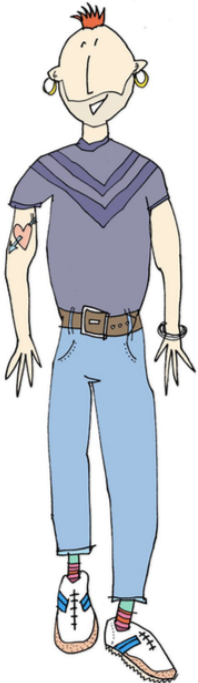
Age:

Where they live:

Siblings (brothers and sisters):

Appearance (what they look like):

Personality (what they are like):



Name: Dodgy Rodger


Age:

Where they live:

Siblings (brothers and sisters):

Appearance (what they look like):

Personality (what they are like):



Name: Raucus Reggie

Age:

Where they live:

Siblings (brothers and sisters):

Appearance (what they look like):

Personality (what they are like):

Thursday:

Character Names

This page is going to help you create a name for the main characters in your story – the goodies and the baddies. Characters' names in stories are often very important and can hint at their personality or job. I always think that certain names suit certain kinds of people. Charles Dickens, David Walliams and Roald Dahl regularly use the names as a clue to what the character is like or what they do. For example:

- Mr and Mrs Twit in Roald Dahl's book: 'The Twits' are... twits! Mr Willy Wonker is a silly name for a silly man!
- Miss Root, in the book 'The Demon Dentist' by David Walliams, is a dentist (and not a very nice one!)
- Miss Honey and Miss Trunchball, in Roald Dahl's 'Matilda', are two very different types of teacher – can you guess which one is nice and which isn't?
- In 'Harry Potter' we learn that Tom Marvolo Riddle is in fact Lord Voldermort (an anagram of his original name!)

In our story, 'Mission Possible', we have the following characters:

- Polly Powers and Pete Powers (secret agent)
- Cyril Secret (Head of the Secret Services)
- Dodgy Rodger and Raucous Reggie (thief)

Do you think their names suggest something about them? Do you like their names?
What do you notice about their names?

Let's invent some character names for your story

Here are 3 ideas for coming up with a name for a character

1. Find the origin of a name (*where the name comes from*) For example, the name Peter comes from the Greek meaning 'rock'. When you find the origin, you can think whether it suits your character. (You will need the internet for this so surf safely and with an adult present.)

2. List names Find some story books and write two lists – one of the author's first names and another list with all of the second names. Put the lists side by side and match the first names and surnames with ones that you think work well, for example, *Roald Donaldson*.

3. Use jobs or special features: In real life, some surnames originally suggested the owner's job or special feature. Could you invent a surname to fit your character e.g. name + special feature.

Write some ideas for character names here:

Good characters names	Bad characters names

Learning from Other Writers

It is great to read another writer's work and use their ideas to influence our own.

Read this paragraph, which has been taken from Chapter 1 of Anthony 'Horowitz book Never Say Die'.

In fact, the Joint Terrorism Analysis Centre (JTAC) had met in their offices close to the Houses of Parliament just a few days before and had agreed that the threat level at the Suffolk Air Show would remain at MODERATE. They weren't expecting any trouble.

And so nobody paid very much attention to the woman who arrived just after three o'clock. She had driven into the car park in a Ford Transit van which, according to the Automatic Number Plate Recognition system, belonged to the St John Ambulance service. This is the country's leading first-aid charity and, indeed, the woman was dressed in the green and black uniform of a local volunteer. She was carrying a nylon bag marked with a white cross which, if opened, would reveal medicine and bandages.

She was short and round-shouldered with dark red hair that had been cut so badly that it stuck out straight on one side of her head and curled in on the other. There was something quite aggressive about the way she walked, like a boxer about to enter the ring. She was overweight, breathing heavily, with beads of sweat on her upper lip. She had a lot of make-up on but it did nothing to make her more attractive, sitting uselessly on her leathery skin. As she walked, she put on a pair of cheap sunglasses. They concealed the smouldering violence in her eyes.

From reading this, what do you know about the lady in the story?

- Is she a goodie or a baddie in the story? How do you know?
- Where is she? Is this important to her character do you think?
- What does she look like?
- Why do you think she doesn't have a name? If she did have a name, what do you think it could be?
- Do you think other people will like her? Why do you think that?
- What do you think (predict) will happen?

Choose your favourite word or line from the passage above and record it maybe you could use it, or something similar in your own story.

Friday: Word wonder on planning sheet and GPaS quiz.

Y4 Grammar and Punctuation Quiz 6

1. Circle both words that show the **tense** in the sentence below.

The sun is shining as I swim in the warm sea.

_____ 1 mark

2. Which sentence is written in **Standard English**?

Tick **one**

We was going to the seaside.

Everyone were excited about the new library.

Last night, I done my homework.

I was in the parade.

_____ 1 mark

3. Tick the option which shows how the underlined words in the sentence below are used.

Quickly and quietly, the evacuees boarded the steam train.

Tick **one**

as a fronted adverbial

as a subordinate clause

as a noun phrase

as a conjunction

_____ 1 mark

4. Complete the sentence below, using the **simple past tense** of the verbs in the boxes.

He _____ the game I _____.

↑
play

↑
buy

5. Insert a **comma** or **commas** in the correct place in the sentences below.

The zoo houses giraffes zebras wild cats and deer.

Yesterday the sun shone over the valley.

_____ 1 mark

6. Replace the underlined word or words in each sentence with the correct **possessive pronoun**.

He owns the ball. It is _____.

This belongs to you. It is _____.

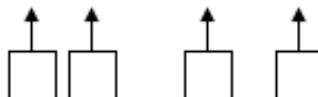
That belongs to the lady. That is _____.

_____ 1 mark

7. Write the correct label in each box.

Verb A	Adjective B	Noun C	Adverb D
------------------	-----------------------	------------------	--------------------

The black cat's eyes shone brightly in the light.



_____ 1 mark

8. Insert the missing **inverted commas**.

The bus driver announced, We're here, children.

_____ 1 mark

Qu.	Quiz 6 Answers	Notes
1	is, swim	Also accept answers that have been underlined.
2	I was in the parade. (<i>Option 4</i>)	
3	as a fronted adverbial (<i>Option 1</i>)	
4	played, bought	Answers must be spelt correctly and must not include capital letters.
5	The zoo houses giraffes, zebras, wild cats and deer. Yesterday, the sun shone over the valley.	Commas must be the correct size and must be curved to the left.
6	his, yours, hers	Answers must be spelt correctly and must not include capital letters.
7	B, C, A, D	
8	The bus driver announced, "We're here children."	Accept single or double inverted commas, as long as the choice is consistent.

Monday:

Your characters

Now you have got a name for the characters in your story, create a character profile for them. Use the following headings: Name, Age, Where they live, Siblings, Appearance, Personality. Then draw a picture of what each character looks like.

Settings

Settings (where the story takes place) are really important. They can make the reader feel safe or scare them.

'Mission Possible' is set in London and the sacred treasure is hidden on an abandoned riverboat on the Thames (a famous river that runs through London). The author chose the abandoned riverboat at night because they thought that it would be a bit scary.

Create a list of different settings for each setting type (I have included some examples). Use adjectives to describe your favourite setting for each section.

Normal everyday settings	Scary settings	Interesting/ unusual settings
Kitchen, house	Disused railway track	Fairground, an alien planet.

Tuesday:

Speech Marks

In stories, characters often speak so we need to make sure we punctuate the way that they speak so that we know who says what and how they say it.

There are some golden rules for speech:

- 1) Put inverted commas (" ") around what is actually said.
- 2) Begin a new line (paragraph) for every new speaker.
- 3) Always begin a new piece of speech with a capital letter.
- 4) Always put some punctuation at the end of the speech – it could be a . ,

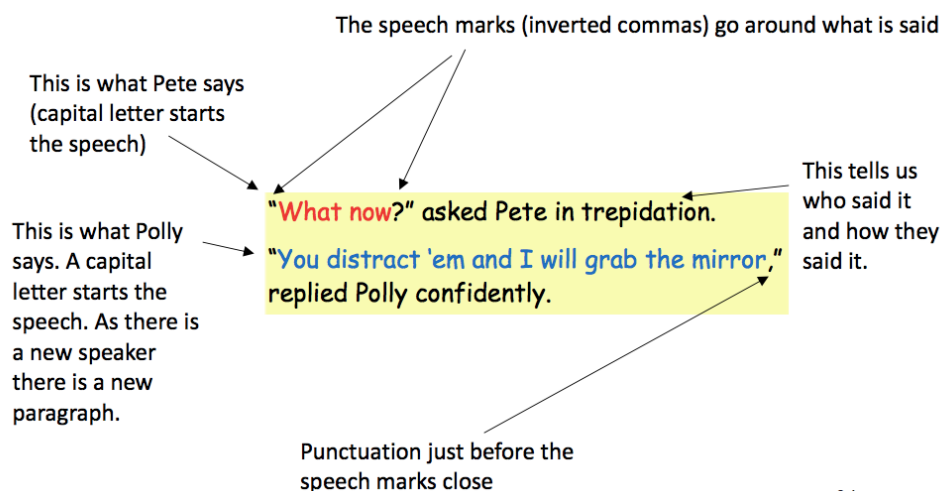
! or ? depending on what you've written.

Have a look at my example:



"What now?" asked Pete in trepidation.

"You distract 'em and I will grab the mirror," replied Polly confidently.



Using the example and golden rules, can you punctuate these sentences correctly.

Are you
ready?



I cannot wait.
Let's go!

We can't
let those
kids beat
us.

Dodgy Rodger

You're right.
We need a
plan.

Raucous Reggie

Wednesday: Now you have your characters and settings. Plan your new story based on Mission Possible.

	Bare bones of the story	Mission Possible	Your story
Opening	Main characters (MCs) introduced & special secret about them revealed	Pete and Polly are twins They are spies	
Build Up	MCs given mission/ quest which they accept	have to retrieve the Yata no Kagami (one of 3 Japanese Sacred Treasures) and return it to Japanese Embassy	
Problem	MCs set out to complete mission/ quest but encounter problem on way	At midnight go to abandoned riverboat on Thames Take the Yata no Kagami but chased by thieves	
Resolution	MCs overcome problem & complete their mission/quest	Run really fast - escape thieves Pete & Polly return Yata no Kagami to Japanese Embassy	
Ending	MCs return to their everyday lives New mission arrives	walk to school next day Pete's watch flashes - new mission arrives	

Thursday:

Let's get writing

Now you are ready to write. Get a piece of paper and a pen or pencil and write your story. It may take a few attempts to get a story that you are really happy with. Don't worry about this as it is called drafting and editing and is a very important part of the writing process. See you at the other end.

Friday: Create a published piece of writing. There is some spy paper attached or alternatively write it up in neat in your book. Remember to edit your learning, checking for spelling and punctuation errors. Once you have written your published piece draw an illustration to accompany your story.

A red rectangular stamp with rounded corners and a distressed, ink-like texture. The words "TOP" and "SECRET" are printed in a bold, sans-serif font, stacked vertically. The stamp is tilted slightly to the right.

This image shows a full page of white paper with horizontal blue or grey ruling lines. The lines are evenly spaced and run across the width of the page. In the bottom right corner, there is a red rectangular stamp with rounded corners. Inside the stamp, the words "TOP" and "SECRET" are printed in a bold, sans-serif font, stacked vertically. The stamp has a slightly distressed or ink-like texture.

A red, distressed, rectangular stamp with rounded corners. The words "TOP" and "SECRET" are stacked vertically in a bold, sans-serif font. The stamp has a weathered appearance with white speckles and a slightly irregular border.